

# FG SERIES STOREFRONT

The FG-450 and FG-451 storefront systems are both available in shear block and screw spline fabrication. The FG-450 utilizes 1/4" and up to 1/2" glass, while the FG-451 utilizes 1/2" and up to 1" insulated glass.

The FG-451T features thermal-break designs to reduce heat transfer and keep internal surfaces warmer. The FG-451T accepts 1" insulated glass.

\*Options: 1/4" to 3/4" reducers

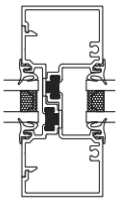
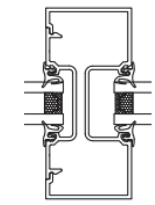
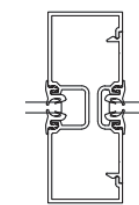
-  Clear Anodized
-  Dark Bronze Anodized
-  White Painted
-  Custom Finishes Available



FG-450 SERIES

FG-451 SERIES

FG-451T SERIES



FG-450  
1-3/4" X 4-1/2"  
Non Thermal

FG-451  
2" X 4-1/2"  
Non Thermal

FG-451T  
2" X 4-1/2"  
Thermal

## PERFORMANCE

TYPE		FG-450 FG-451	FG451T
Size (Width X Height)		10'-6" x 8'-0"	10'-6" x 8'-0"
ASTM E 283-91	Air Infiltration @ 6.24	<0.01 cfm /ft <sup>2</sup>	<0.01 cfm /ft <sup>2</sup>
ASTM E 331-93	Water Test Pressure	10.00 psf	12.00 psf
AAMA 501.1-94	Dynamic Water Resistance	10.00 psf	12.00 psf
ASTM E 330-96	Uniform Structural Test ± Pressure	52.5 psf	52.5 psf
AAMA 507-15	Thermal Simulation (Glass U-Factor 0.30)	N/A	0.43